



 **AQUILA**

**42 YACHT POWER CATAMARAN**

# 42 YACHT POWER

The Aquila 42 Yacht Power Catamaran encapsulates all that any boater could want. Sleek lines, performance, innovation, and quality, make this an excellent choice for all power catamaran enthusiasts.

The 42 Yacht is built to CE Certification. It offers an exceptionally steady platform for all your favorite on-the-water activities thanks to her vinyl ester resin-infused hulls, which help make her light and strong.

Find your paradise with the Aquila 42 Yacht Power Catamaran.





AQUILA 42 YACHT POWER CATAMARAN




Wide Walkway with Custom-Fitted Railings




Flybridge Helm Station



Optional Interior Helm Station



Storage Locker



# ENHANCE YOUR OUTDOOR EXPERIENCES.





AQUILA 42 YACHT POWER CATAMARAN



Spacious Aft Platform



Flybridge Entertainment



Bow Lounging Area



Aft Galley Wet Bar







Endless Ways to Relax





# INVITING ENTERTAINMENT AREAS



360° View Salon



Ample Galley Preparation Space



Beverage Storage in Utility Cabin



Comfortable Salon Dining



**REST IN  
COMFORT**





Designated Makeup Area in Owner's Suite



LED Courtesy Lights Throughout



Ensuite Vanity



Owner's Ensuite Head



Guest Cabin

AQUILA 42 YACHT POWER CATAMARAN



High-Quality Stainless Steel Hardware



Top-Stitched Exterior Upholstery



Custom-Fitted Railings



Powerful and Efficient Propulsion





Bridge-to-Bow Steps

SPECIFICATIONS

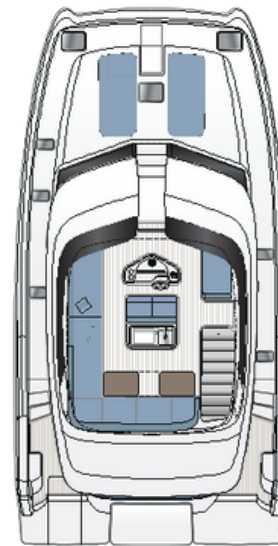
Length overall	<b>12.64 M / 41' 6"</b>
Beam overall	<b>6.4 M / 21' 0"</b>
Height above waterline w/hard top	<b>5.49 M / 18' 0"</b>
Draft with sacrificial keel installed	<b>1.10 M / 3' 7"</b>
Light displacement	<b>15,700 KG / 34,168</b>
Fully loaded displacement	<b>LB 19,000 KG /</b>
Fuel tank	<b>41,895 LB 1,100 L /</b>
Water tank	<b>290 GAL</b>
Holding tank	<b>460 L / 132 GAL</b>
CE certification	<b>160 L / 42 GAL</b>
	<b>A (ocean):8 PAX</b>
	<b>B (offshore):12 PAX</b>
	<b>C (coastal):16 PAX</b>
	<b>D (inland):24 PAX</b>

Propulsion

Standard **2X D4 230 HP VOLVO PENTA**

Optional **2X D4 300 HP VOLVO PENTA**

*The specification measurements are approximate and subject to variance. Actual color samples may vary slightly from digital representation.*



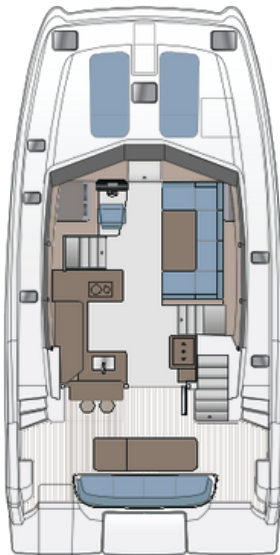
STANDARD FLYBRIDGE



STANDARD MAIN DECK



STANDARD 2-CABIN + UTILITY CABIN



OPTIONAL MAIN DECK



OPTIONAL 3-CABIN



OPTIONAL 4-CABIN





**Headquarter Greece Office: 10 Amfitheas Ave, Paleo Faliro, Athens 17562**  
**Greece Phone: +30 (210) 220-1517**  
**Athens, Greece**